

TITUS COUNTY AUDITOR'S REPORT TO COMMISSIONERS' COURT AND DISTRICT JUDGES

FEBRUARY 11, 2021

Local Government Code, Title 4, Subtitle B, Chapter 114, Subchapter B, Article .025 requires that the county auditor present tabulated reports of:

- 1) Aggregate amounts received and disbursed from each fund;
- 2) Condition of each account on the books;
- 3) Amount of funds on deposit in the county depository;
- 4) Amount of bonded indebtedness;
- 5) Any other fact of interest that the auditor considers proper or that the court or district judges require.


These requirements are met by the following reports:

- 1) Combined Statement of Revenues and Expenses for Current Month-to-Date (GEL 107);
- 2) Trial Balance - Current Month-to-Date (GEL 116);
- 3) Combined Statement of Cash Position for Current Month (GEL 102);
- 4) No change to bonded indebtedness;
- 5) Summary of Monthly Payroll Expenditures.

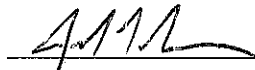
Submitted by 

Barbara Shurbet, Titus County Auditor, February 4, 2021

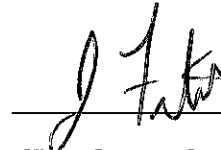
BY OUR SIGNATURES HERETO WE HEREBY APPROVE SAID REPORTS




Titus County Judge



Titus County Commissioner PR #1



Titus County Commissioner PR #2



Titus County Commissioner PR #3



Titus County Commissioner PR #4

FUND NAME	**** MONTH TO DATE **** REVENUES	**** MONTH TO DATE **** EXPENSES	**** YEAR TO DATE **** REVENUES	**** YEAR TO DATE **** EXPENSES
2021 GENERAL COUNTY FUND	.00	1,227.45	6,003,998.12	3,420,709.60
2021 JUSTICE COURTHOUSE SECURITY	.00	.00	56.92	.00
2021 SECURITY FEES FUND	.00	.00	2,511.28	.00
2021 JURY FUND	.00	.00	144,679.96	47,561.90
2021 LAW LIBRARY FUND	.00	.00	5,080.00	5,123.50
2021 SPECIAL PROJECT ROAD & BRIDGE	.00	.00	.00	.00
2021 ROAD & BRIDGE FUND	.00	.00	.00	.00
2021 ROAD & BRIDGE #1 FUND	.00	.00	466,910.34	143,289.08
2021 ROAD & BRIDGE #2 FUND	.00	.00	466,910.34	244,884.71
2021 ROAD & BRIDGE #3 FUND	.00	.00	466,910.34	197,242.50
2021 ROAD & BRIDGE #4 FUND	.00	.00	466,910.13	175,903.82
2021 CHAPTER 19: FY2020	.00	.00	.00	.00
2021 SAVNS GRANT	.00	.00	.00	1,991.27
2021 HAVA CARES GRANT	.00	.00	56.07	12,451.18
2021 JUSTICE COURT TECHNOLOGY	.00	.00	95.51	471.88
2021 JUSTICE COURT TECHNOLOGY-JP2	.00	.00	128.53	88.00
2021 COUNTY & DISTRICT CRT TECH	.00	.00	432.43	.00
2021 HAVA SECURITY FUND	.00	.00	141.40	56.90
2021 PRETRIAL INTERVENTION FUND	.00	.00	2,413.00	342.00
2021 PRE-TRIAL-CLASS C MISC. FUND	.00	.00	2,000.00	.00
2021 INDIGENT DEFENSE 2011	.00	.00	.00	.00
2021 VITAL STATISTICS	.00	.00	967.00	191.25
2021 COUNTY CLERK ARCHIVE	.00	.00	16,730.00	.00
2021 DISTRICT CLERK TECH FUND	.00	.00	775.00	.00
2021 STATE FEES FUND	.00	.00	.00	.00
2021 HOMELAND SECURITY GRANT	.00	.00	.00	.00

FUND NAME	***** MONTH TO DATE ***** REVENUES	***** YEAR TO DATE ***** REVENUES	***** MONTH TO DATE ***** EXPENSES	***** YEAR TO DATE ***** EXPENSES
2021 COUNTY CLERK R&M FUND	.00	18,263.44	.00	4,354.75
2021 DISTRICT CLERK R&M FUND	.00	920.83	.00	.00
2021 DISTRICT ATTORNEY FUND	.00	.00	.00	.00
2021 COUNTY ATTORNEY FUND	.00	159.90	.00	.00
2021 DISTRICT CLK REC PRESERV FUND	.00	1,190.00	.00	.00
2021 VEHICLE INVENTORY TAX ACCOUNT	.00	901.96	.00	1,220.12
2021 FAMILY AND PROTECTIVE SERVICES	.00	.00	.00	.00
2021 CORONA VIRUS RELIEF	.00	.00	1,227.45-	66,112.73
2021 SHERIFF SEIZED ACCOUNT	.00	.00	.00	.00
2021 DISTRICT ATTORNEY SEIZED ACCT	.00	.00	.00	.00
2021 DIST ATTY DRUG FORFEITURE FUND	.00	1,260.20	.00	42,642.96
2021 SHERIFF FORFEITURE FUND	.00	41.34	.00	330.00
2021 CAPITAL MURDER FUND	.00	.00	.00	.00
2021 STATE CRIMINAL ALIEN ASST PROG	.00	.00	.00	.00
2021 SHERIFF COMMISSARY FUND	.00	40,000.00	.00	30,072.18
2021 2017 VEST GRANT	.00	.00	.00	.00
2021 TITUS COUNTY 2019 BOND I&S	.00	.00	.00	.00
2021 2017 I&S	.00	.00	.00	.00
2021 2004 ROW I&S/2011 SERIES	.00	.00	.00	.00
2021 TITUS COUNTY DEBT SERVICE FUND	.00	5,200,025.49	.00	1,612.50
2021 TITUS COUNTY 2012 "B" BOND I&S	.00	.00	.00	.00
2021 2007 LOOP BOND	.00	.00	.00	.00
2021 TITUS COUNTY 2009 BOND I&S	.00	.00	.00	.00
2021 2016 I&S	.00	.00	.00	.00
2021 FEMA PREC. #1 2015-2016	.00	.00	.00	.00
2021 FEMA PRECINCT #2 2015-2016	.00	.00	.00	.00

FUND NAME	***** MONTH TO DATE ***** REVENUES	***** MONTH TO DATE ***** EXPENSES	***** YEAR TO DATE ***** REVENUES	***** YEAR TO DATE ***** EXPENSES
2021 TITUS COUNTY BELL TOWER FUND	.00	.00	.00	.00
2021 2004 RIGHT OF WAY	.00	.00	9,924.73	.00
2021 LOOP CONSTRUCTION FUND	.00	.00	.00	.00
2021 FEMA PREC. #3 2015-2016	.00	.00	.00	.00
2021 FEMA PREC. #4 2015-2016	.00	.00	.00	.00
2021 PREC #3 CERTZ GRANT	.00	.00	.00	.00
2021 COMMISSARY STORE	.00	.00	34,545.02	20,000.00
2021 ELECTION FUND	.00	.00	4,542.41	73,680.50
2021 MAINTENANCE BLDG FUND	.00	.00	6,441.75	57,158.51
2021 INSURANCE FUND	.00	.00	522,565.97	588,564.34
2021 DISTRICT CLERK AGENCY FUND	.00	.00	.00	.00
2021 COUNTY CLERK AGENCY FUND	.00	.00	.00	.00
2021 BAIL BOND BOARD ACCOUNT	.00	.00	.00	.00
2021 GENERAL FIXED ASSETS	.00	.00	.00	.00
2021 GENERAL L/T DEBT ACCOUNT GROUP	.00	.00	.00	.00
TOTAL	.00	.00	13,888,489.41	5,136,056.18

TITUS COUNTY
TRIAL BALANCE SHEET
SUMMARY TOTALS BY FUND FOR FEBRUARY

	TOTAL ASSETS	TOTAL LIABILITIES	TOTAL FUND BALANCE	TOTAL REVENUE	TOTAL EXPENDITURES	TOTAL FUND EQUITY	TOTAL LIABILITIES AND FUND BALANCE
010 - GENERAL COUNTY FUND	13,203,642.19	4,760,368.42-	5,859,985.25-	6,003,998.12-	3,420,709.60	8,443,273.77-	13,203,642.19-
014 - JUSTICE COURTHOUSE SECURITY	13,565.07	.00	13,508.15-	56.92-	.00	13,565.07-	13,565.07-
016 - SECURITY FEES FUND	18,345.47	.00	15,834.19-	2,511.28-	.00	18,345.47-	18,345.47-
017 - JURY FUND	205,655.62	14,071.00-	94,466.56-	144,679.96-	47,561.90	191,584.62-	205,655.62-
018 - LAW LIBRARY FUND	9,384.26	215.00-	9,212.76-	5,080.00-	5,123.50	9,169.26-	9,384.26-
019 - SPECIAL PROJECT ROAD & BRIDGE	56,002.90	.00	56,002.90-	.00	.00	56,002.90-	56,002.90-
020 - ROAD & BRIDGE FUND	.00	.00	.00	.00	.00	.00	.00
021 - ROAD & BRIDGE #1 FUND	458,462.38	39,650.00-	95,191.12-	466,910.34-	143,289.08	418,812.38-	458,462.38-
022 - ROAD & BRIDGE #2 FUND	444,122.51	39,650.00-	182,446.88-	466,910.34-	244,884.71	404,472.51-	444,122.51-
023 - ROAD & BRIDGE #3 FUND	519,047.38	39,650.00-	209,729.54-	466,910.34-	197,242.50	479,397.38-	519,047.38-
024 - ROAD & BRIDGE #4 FUND	681,634.01	39,650.00-	350,977.70-	466,910.13-	175,903.82	641,984.01-	681,634.01-
025 - CHAPTER 19: FY2020	.00	.00	.00	.00	.00	.00	.00
026 - SAVNS GRANT	1,991.27-	.00	.00	.00	1,991.27	1,991.27	1,991.27
027 - HAVA CARES GRANT	16,507.93	28,903.04-	.00	56.07-	12,451.18	12,395.11	16,507.93-
028 - JUSTICE COURT TECHNOLOGY	35,389.46	.00	35,765.83-	95.51-	471.88	35,389.46-	35,389.46-
029 - JUSTICE COURT TECHNOLOGY-JP2	9,799.60	.00	9,759.07-	128.53-	88.00	9,799.60-	9,799.60-
030 - COUNTY & DISTRICT CRT TECH	15,523.29	.00	15,090.86-	432.43-	.00	15,523.29-	15,523.29-
031 - HAVA SECURITY FUND	56,916.45	56,831.95-	.00	141.40-	56.90	84.50-	56,916.45-

TITUS COUNTY
TRIAL BALANCE SHEET
SUMMARY TOTALS BY FUND FOR FEBRUARY

	TOTAL ASSETS	TOTAL LIABILITIES	TOTAL FUND BALANCE	TOTAL REVENUE	TOTAL EXPENDITURES	TOTAL FUND EQUITY	TOTAL LIABILITIES AND FUND BALANCE
033 - PRETRIAL INTERVENTION FUND	17,071.00	.00	15,000.00-	2,413.00-	342.00	17,071.00-	17,071.00-
034 - PRE-TRIAL-CLASS C MISD. FUND	2,000.00	.00	.00	2,000.00-	.00	2,000.00-	2,000.00-
035 - INDIGENT DEFENSE 2011	.00	.00	.00	.00	.00	.00	.00
036 - VITAL STATISTICS	11,513.28	.00	10,737.53-	967.00-	191.25	11,513.28-	11,513.28-
037 - COUNTY CLERK ARCHIVE	156,304.01	.00	139,574.01-	16,730.00-	.00	156,304.01-	156,304.01-
040 - DISTRICT CLERK TECH FUND	11,361.00	.00	10,586.00-	775.00-	.00	11,361.00-	11,361.00-
041 - STATE FEES FUND	60,017.01	60,017.01-	.00	.00	.00	.00	60,017.01-
042 - HOMELAND SECURITY GRANT	.00	.00	.00	.00	.00	.00	.00
043 - COUNTY CLERK R&M FUND	203,771.18	.00	189,862.49-	18,263.44-	4,354.75	203,771.18-	203,771.18-
044 - DISTRICT CLERK R&M FUND	14,834.52	.00	13,913.69-	920.83-	.00	14,834.52-	14,834.52-
047 - DISTRICT ATTORNEY FUND	2,057.18	.00	2,057.18-	.00	.00	2,057.18-	2,057.18-
048 - COUNTY ATTORNEY FUND	2,194.49	776.11-	1,258.48-	159.90-	.00	1,418.38-	2,194.49-
049 - DISTRICT CLK REC PRESERV FUND	18,404.00	.00	17,214.00-	1,190.00-	.00	18,404.00-	18,404.00-
050 - VEHICLE INVENTORY TAX ACCOUNT	400,304.96	389,253.16-	11,369.96-	901.96-	1,220.12	11,051.80-	400,304.96-
051 - FAMILY AND PROTECTIVE SERVICES	.00	.00	.00	.00	.00	.00	.00
052 - CORONA VIRUS RELIEF	48,602.46	114,715.19-	.00	.00	66,112.73	66,112.73	48,602.46-
053 - SHERIFF SEIZED ACCOUNT	22,304.51	22,304.51-	.00	.00	.00	.00	22,304.51-
054 - DISTRICT ATTORNEY SEIZED ACCT	29,818.72	29,818.72-	.00	.00	.00	.00	29,818.72-

TITUS COUNTY
TRIAL BALANCE SHEET
SUMMARY TOTALS BY FUND FOR FEBRUARY

TOTAL ASSETS	TOTAL LIABILITIES	TOTAL FUND BALANCE	TOTAL REVENUE	TOTAL EXPENDITURES	TOTAL FUND EQUITY	TOTAL LIABILITIES AND FUND BALANCE
055 - DIST ATTY DRUG FORFEITURE FUND						
148,812.18	.00	190,194.94-	1,260.20-	42,642.96	148,812.18-	148,812.18-
056 - SHERIFF FORFEITURE FUND						
19,659.82	.00	19,948.48-	41.34-	330.00	19,659.82-	19,659.82-
057 - CAPITAL MURDER FUND						
72,000.00	.00	72,000.00-	.00	.00	72,000.00-	72,000.00-
058 - STATE CRIMINAL ALIEN ASST PROG						
6,844.98	.00	6,844.98-	.00	.00	6,844.98-	6,844.98-
059 - SHERIFF COMMISSARY FUND						
56,741.71	.00	46,813.89-	40,000.00-	30,072.18	56,741.71-	56,741.71-
060 - 2017 VEST GRANT						
.00	.00	.00	.00	.00	.00	.00
062 - TITUS COUNTY 2019 BOND I&S						
.00	.00	.00	.00	.00	.00	.00
063 - 2017 I&S						
.00	.00	.00	.00	.00	.00	.00
064 - 2004 ROW I&S/2011 SERIES						
.00	.00	.00	.00	.00	.00	.00
065 - TITUS COUNTY DEBT SERVICE FUND						
11,061,739.85	296,457.00-	5,566,869.86-	5,200,025.49-	1,612.50	10,765,282.85-	11,061,739.85-
066 - TITUS COUNTY 2012 "B" BOND I&S						
.00	.00	.00	.00	.00	.00	.00
067 - 2007 LOOP BOND						
.00	.00	.00	.00	.00	.00	.00
068 - TITUS COUNTY 2009 BOND I&S						
.00	.00	.00	.00	.00	.00	.00
069 - 2016 I&S						
.00	.00	.00	.00	.00	.00	.00
071 - FEMA PREC. #1 2015-2016						
.00	.00	.00	.00	.00	.00	.00
072 - FEMA PRECINCT #2 2015-2016						
.00	.00	.00	.00	.00	.00	.00
073 - TITUS COUNTY BELL TOWER FUND						
5,873.67	.00	5,873.67-	.00	.00	5,873.67-	5,873.67-
075 - 2004 RIGHT OF WAY						
3,687,633.56	.00	3,677,708.83-	9,924.73-	.00	3,687,633.56-	3,687,633.56-

TITUS COUNTY
TRIAL BALANCE SHEET
SUMMARY TOTALS BY FUND FOR FEBRUARY

	TOTAL ASSETS	TOTAL LIABILITIES	TOTAL FUND BALANCE	TOTAL REVENUE	TOTAL EXPENDITURES	TOTAL FUND EQUITY	TOTAL LIABILITIES AND FUND BALANCE
076 - LOOP CONSTRUCTION FUND	.00	.00	.00	.00	.00	.00	.00
077 - FEMA PREC. #3 2015-2016	.00	.00	.00	.00	.00	.00	.00
078 - FEMA PREC. #4 2015-2016	.00	.00	.00	.00	.00	.00	.00
079 - PREC #3 CERTZ GRANT	.00	.00	.00	.00	.00	.00	.00
083 - COMMISSARY STORE	37,440.03	.00	22,895.01-	34,545.02-	20,000.00	37,440.03-	37,440.03-
084 - ELECTION FUND	213,891.64	416.71-	282,613.02-	4,542.41-	73,680.50	213,474.93-	213,891.64-
085 - MAINTENANCE BLDG FUND	174,730.43	2,496.59-	222,950.60-	6,441.75-	57,158.51	172,233.84-	174,730.43-
086 - INSURANCE FUND	1,105,507.99	772.31-	1,170,734.05-	522,565.97-	588,564.34	1,104,735.68-	1,105,507.99-
090 - DISTRICT CLERK AGENCY FUND	946,433.59	946,433.59-	.00	.00	.00	.00	.00
091 - COUNTY CLERK AGENCY FUND	198,696.41	198,696.41-	.00	.00	.00	.00	198,696.41-
092 - BAIL BOND BOARD ACCOUNT	321,812.54	321,812.53-	.01-	.00	.00	.01-	321,812.54-
096 - GENERAL FIXED ASSETS	35,021,334.30	.00	35,021,334.30-	.00	.00	.00	.00
097 - GENERAL L/T DEBT ACCOUNT GROUP	111,860,000.00	111,860,000.00-	.00	.00	.00	.00	111,860,000.00-
098 - PAYROLL CLEARING FUND	.00	.00	.00	.00	.00	.00	.00
GRAND TOTALS	181,681,718.27	119,262,959.25-	53,666,325.79-	13,888,489.41-	5,136,056.18	27,397,424.72-	145,713,950.38-

COMBINED STATEMENT OF CASH POSITION FOR FEBRUARY

FUND NAME	CHECKING ACCOUNT	CHECKING AMOUNT	TDOA ACCOUNT	TDOA AMOUNT	FUND TOTAL
2021 010 GENERAL COUNTY FUND	MAIN				
	MAIN	1,000.00			
	MAIN	2,500.00			
	MAIN	800.00			
	MAIN	8,178,373.79			8,182,673.79
2021 014 JUSTICE COURTHOUSE SECURITY	MAIN	13,565.07			13,565.07
2021 016 SECURITY FEES FUND	MAIN	18,345.47			18,345.47
2021 017 JURY FUND	MAIN	5,000.00			
	MAIN	186,584.62			191,584.62
2021 018 LAW LIBRARY FUND	MAIN	9,384.26			9,384.26
2021 019 SPECIAL PROJECT ROAD & BRIDGMAN	MAIN	56,002.90			56,002.90
2021 020 ROAD & BRIDGE FUND	MAIN				
	MAIN	418,812.38			418,812.38
2021 021 ROAD & BRIDGE #1 FUND	MAIN	404,472.51			404,472.51
2021 022 ROAD & BRIDGE #2 FUND	MAIN	479,397.38			479,397.38
2021 023 ROAD & BRIDGE #3 FUND	MAIN	641,984.01			641,984.01
2021 024 ROAD & BRIDGE #4 FUND	MAIN				
2021 025 CHAPTER 19: FY2020	MAIN				
2021 026 SAYNS GRANT	MAIN	1,991.27-			1,991.27-
2021 027 HAVA CARES GRANT	MAIN	16,507.93			16,507.93
2021 028 JUSTICE COURT TECHNOLOGY	MAIN	35,389.46			35,389.46
2021 029 JUSTICE COURT TECHNOLOGY-JP2MAIN	MAIN	9,799.60			9,799.60
2021 030 COUNTY & DISTRICT CRT TECH	MAIN	15,523.29			15,523.29
2021 031 HAVA SECURITY FUND	MAIN	56,916.45			56,916.45
	MAIN	17,071.00			17,071.00
2021 033 PRETRIAL INTERVENTION FUND	MAIN	2,000.00			2,000.00
2021 034 PRE-TRIAL-CLASS C MISD. FUNDMAN	MAIN				
2021 035 INDIGENT DEFENSE 2011	MAIN				
2021 036 VITAL STATISTICS	MAIN	11,513.28			11,513.28
2021 037 COUNTY CLERK ARCHIVE	MAIN	156,304.01			156,304.01

COMBINED STATEMENT OF CASH POSITION FOR FEBRUARY

FUND NAME	CHECKING ACCOUNT	CHECKING AMOUNT	TDOA ACCOUNT	TDOA AMOUNT	FUND TOTAL
2021 040 DISTRICT CLERK TECH FUND	MAIN	11,361.00			11,361.00
2021 041 STATE FEES FUND	MAIN	60,017.01			60,017.01
2021 042 HOMELAND SECURITY GRANT	MAIN				
2021 043 COUNTY CLERK R&M FUND	MAIN	203,771.18			203,771.18
2021 044 DISTRICT CLERK R&M FUND	MAIN	14,834.52			14,834.52
2021 047 DISTRICT ATTORNEY FUND	MAIN	2,057.18			2,057.18
2021 048 COUNTY ATTORNEY FUND	MAIN	2,194.49			2,194.49
2021 049 DISTRICT CLK REC PRESERV FUND	MAIN	18,404.00			18,404.00
2021 050 VEHICLE INVENTORY TAX ACCOUNT INV TAX		400,304.96			400,304.96
2021 051 FAMILY AND PROTECTIVE SERVICMAIN					
2021 052 CORONA VIRUS RELIEF	MAIN	48,602.46			48,602.46
2021 053 SHERIFF SEIZED ACCOUNT	SO SEIZED	22,304.51			22,304.51
2021 054 DISTRICT ATTORNEY SEIZED ACCDA SEIZED		29,818.72			29,818.72
2021 055 DIST ATTY DRUG FORFEITURE FUDRUG FORF DRUG FORF		148,812.18			148,812.18
2021 056 SHERIFF FORFEITURE FUND	FORFEIT	4,500.00			4,500.00
	SO FORFEIT	15,159.82			15,159.82
2021 057 CAPITAL MURDER FUND	MAIN	72,000.00			72,000.00
2021 058 STATE CRIMINAL ALIEN ASST PRMAIN		6,844.98			6,844.98
2021 059 SHERIFF COMMISSARY FUND	MAIN	56,741.71			56,741.71
2021 060 2017 VEST GRANT	MAIN				
2021 062 TITUS COUNTY 2019 BOND I&S 19BNDI&S					
2021 063 2017 I&S	2017 I&S				
	2017 I&S				
2021 064 2004 ROW I&S/2011 SERIES	ROW I&S				
	04 ROWI&S				
2021 065 TITUS COUNTY DEBT SERVICE FU'12ABNDI&S	'12ABNDI&S	10,952,282.85			10,952,282.85
	'12ABNDI&S				
2021 066 TITUS COUNTY 2012 "B" BOND I'12BBNDI&S	I'12BBNDI&S				
	'12BBNDI&S				
2021 067 2007 LOOP BOND	07LB I&S				

FUND NAME	CHECKING ACCOUNT	CHECKING AMOUNT	TDOA ACCOUNT	TDOA AMOUNT	FUND TOTAL
2021 068 TITUS COUNTY 2009 BOND I&S	09 BND I&S				
	09 BNDI&S				
2021 069 2016 I&S	2016 I&S				
	2016 I&S				
2021 071 FEMA PREC. #1 2015-2016	MAIN				
2021 072 FEMA PRECINCT #2 2015-2016	MAIN				
2021 073 TITUS COUNTY BELL TOWER FUNDMAIN		5,873.67			5,873.67
2021 075 2004 RIGHT OF WAY	2004 ROW				
	04 ROW	3,687,633.56			3,687,633.56
2021 076 LOOP CONSTRUCTION FUND	LOOP				
	LOOP				
	LOOP CONST				
2021 077 FEMA PREC. #3 2015-2016	MAIN				
2021 078 FEMA PREC. #4 2015-2016	MAIN				
2021 079 PREC #3 CERTZ GRANT	MAIN				
2021 083 COMMLSSARY STORE	COMM STORE	28,215.31			28,215.31
2021 084 ELECTION FUND	MAIN	44,407.67			44,407.67
2021 085 MAINTENANCE BLDG FUND	MAIN	24,477.61			24,477.61
2021 086 INSURANCE FUND	MAIN				
	INS	1,105,507.98			1,105,507.98
	INS CLAIMS	.01			.01
2021 090 DISTRICT CLERK AGENCY FUND	DIST CLK	35,129.47			35,129.47
	DIST CLK	23,356.59			23,356.59
	DIST CLK	527,828.39			527,828.39
	DIST CLK	360,119.14			360,119.14
2021 091 COUNTY CLERK AGENCY FUND	CNTY CLK	153,739.25			153,739.25
	CNTY CLK	27,813.40			27,813.40
	CNTY CLK	17,143.76			17,143.76
2021 092 BAIL BOND BOARD ACCOUNT	BBB ACCT			.01	.01
	BBB ACCT				
	BBB ACCT				
	BBB ACCT				
	BBB ACCT				
	BBB ACCT	52,619.94			52,619.94
	BBB ACCT	53,284.06			53,284.06
	BBB ACCT	115,851.82			115,851.82
2021 096 GENERAL FIXED ASSETS					
2021 097 GENERAL I/T DEBT ACCOUNT GRO					

221,755.83

COMBINED STATEMENT OF CASH POSITION FOR FEBRUARY

FUND NAME	CHECKING ACCOUNT	CHECKING AMOUNT	TDOA ACCOUNT	TDOA AMOUNT	FUND TOTAL
2021 098 PAYROLL CLEARING FUND	PAYROLL	29,068,269.35			29,068,269.35
TOTAL		29,068,269.35			29,068,269.35

TOTAL

29,068,269.35

29,068,269.35

CHECK ACCOUNT

ACCOUNT BALANCE - MAIN	12,412,351.60
ACCOUNT BALANCE - VH INV TAX	400,304.96
ACCOUNT BALANCE - SO SEIZED	22,304.51
ACCOUNT BALANCE - DA SEIZED	29,818.72
ACCOUNT BALANCE - DRUG FORF	148,812.18
ACCOUNT BALANCE - FORFEIT	4,500.00
ACCOUNT BALANCE - SO FORFEIT	15,159.82
ACCOUNT BALANCE - '12BENDI&S	10,952,282.85
ACCOUNT BALANCE - 2004 ROW	3,687,633.56
ACCOUNT BALANCE - COMM STORE	28,215.31
ACCOUNT BALANCE - INS CLAIMS	.01
ACCOUNT BALANCE - DIST CLK	946,433.59
ACCOUNT BALANCE - CNTY CLK	198,696.41
ACCOUNT BALANCE - BBB ACCT	221,755.83

TOTAL

29,068,269.35

TDOA ACCOUNT

TDOA

TOTAL

TITUS COUNTY
 MONTHLY PAYROLL EXPENDITURES
 FISCAL YEAR ENDING SEPTEMBER 2021

DATE	GROSS SALARIES	TOTAL COUNTY PAID BENEFITS	LESS HAZARD PAY	LESS HAZARD PAY CO PAID BENEFITS	LESS JUVENILE PROBATION SALARIES	LESS JUVENILE PROBATION BENEFITS	TITUS COUNTY TOTAL PAYROLL AND BENEFITS
October 8, 2021	\$227,493	\$42,694			\$9,869	\$1,867	\$258,451
October 22, 2020	\$263,901	\$166,256	\$34,380	\$6,641	\$9,869	\$7,552	\$371,715
November 5, 2020	\$229,001	\$43,344	\$570	\$107	\$9,869	\$1,867	\$259,932
November 19, 2020	\$232,570	\$159,553	\$7,230	\$1,389	\$9,869	\$7,551	\$366,084
December 3, 2020	\$231,342	\$43,989	\$11,970	\$2,308	\$9,869	\$1,867	\$249,317
December 17, 2020	\$228,978	\$156,947	\$2,010	\$391	\$9,869	\$7,551	\$366,104
December 31, 2020	\$213,746	\$41,521	\$0	\$0	\$9,869	\$1,921	\$243,477
January 14, 2021	\$225,437	\$42,976	\$0	\$0	\$9,869	\$1,873	\$256,671
January 28, 2021	\$224,982	\$157,384	\$0	\$0	\$9,869	\$7,555	\$364,942
February 11, 2021							\$0
February 25, 2021							\$0
March 11, 2021							\$0
March 25, 2021							\$0
April 8, 2021							\$0
April 22, 2021							\$0
May 6, 2021							\$0
May 20, 2021							\$0
June 3, 2021							\$0
June 17, 2021							\$0
July 1, 2021							\$0
July 15, 2021							\$0
July 29, 2021							\$0
August 12, 2021							\$0
August 26, 2021							\$0
September 9, 2021							\$0
September 23, 2021							\$0
Totals	\$2,077,450	\$854,664	\$56,160	\$10,836	\$88,821	\$39,604	\$2,736,693

GROSS SALARIES	TOTAL COUNTY PAID BENEFITS	LESS GROSS HAZARD PAY	LESS HAZARD PAY BENEFITS	LESS JUVENILE PROBATION SALARIES	LESS JUVENILE PROBATION BENEFITS	TITUS COUNTY TOTAL PAYROLL
----------------	----------------------------	-----------------------	--------------------------	----------------------------------	----------------------------------	----------------------------

Titus County processes salaries and benefits for Juvenile Probation and we are reimbursed for these costs.
 HAZARD PAY EXPENSES WILL BE COVERED BY GRANT