

TITUS COUNTY AUDITOR'S REPORT TO COMMISSIONERS' COURT AND DISTRICT JUDGES

MARCH 8, 2021


Local Government Code, Title 4, Subtitle B, Chapter 114, Subchapter B, Article .025 requires that the county auditor present tabulated reports of:

- 1) Aggregate amounts received and disbursed from each fund;
- 2) Condition of each account on the books;
- 3) Amount of funds on deposit in the county depository;
- 4) Amount of bonded indebtedness; and
- 5) Any other fact of interest that the auditor considers proper or that the court or district judges require.

These requirements are met by the following reports:


- 1) Combined Statement of Revenues and Expenses for Current Month-to-Date (GEL 107);
- 2) Trial Balance - Current Month-to-Date (GEL 116);
- 3) Combined Statement of Cash Position for Current Month (GEL 102);
- 4) No change to bonded indebtedness; The payments due in late February were made in a timely manner;
- 5) Summary of Monthly Payroll Expenditures.

Submitted by




Barbara Shurbet, Titus County Auditor, March 4, 2021

BY OUR SIGNATURES HERETO WE HEREBY APPROVE SAID REPORTS




Titus County Judge




Titus County Commissioner PR #1



Titus County Commissioner PR #2



Titus County Commissioner PR #3



Titus County Commissioner PR #4

FUND NAME	***** MONTH TO DATE ***** REVENUES	***** YEAR TO DATE ***** REVENUES	***** MONTH TO DATE ***** EXPENSES	***** YEAR TO DATE ***** EXPENSES
2021 GENERAL COUNTY FUND	.00	8,034,397.64	51,623.08	4,564,241.69
2021 JUSTICE COURTHOUSE SECURITY	.00	69.92	.00	.00
2021 SECURITY FEES FUND	.00	3,123.60	.00	10,142.00
2021 JURY FUND	.00	178,055.40	.00	53,754.59
2021 LAW LIBRARY FUND	.00	16,445.00	.00	6,918.00
2021 SPECIAL PROJECT ROAD & BRIDGE	.00	.00	.00	56,002.90
2021 ROAD & BRIDGE FUND	.00	.00	.00	.00
2021 ROAD & BRIDGE #1 FUND	.00	594,754.17	.00	187,583.19
2021 ROAD & BRIDGE #2 FUND	.00	594,754.17	.00	361,347.30
2021 ROAD & BRIDGE #3 FUND	.00	594,754.17	.00	310,306.46
2021 ROAD & BRIDGE #4 FUND	.00	594,753.88	295.54	257,760.63
2021 CHAPTER 19: FY2020	.00	.00	.00	.00
2021 SAVNS GRANT	.00	1,991.27	.00	1,991.27
2021 HAVA CARES GRANT	.00	65.52	.00	12,451.18
2021 JUSTICE COURT TECHNOLOGY	.00	111.71	.00	471.88
2021 JUSTICE COURT TECHNOLOGY-JP2	.00	164.33	.00	88.00
2021 COUNTY & DISTRICT CRT TECH	.00	513.27	.00	.00
2021 HAVA SECURITY FUND	.00	173.97	.00	56.90
2021 PRETRIAL INTERVENTION FUND	.00	3,861.00	.00	342.00
2021 PRE-TRIAL-CLASS C MISD. FUND	.00	2,500.00	.00	.00
2021 INDIGENT DEFENSE 2011	.00	.00	.00	.00
2021 VITAL STATISTICS	.00	1,320.00	.00	191.25
2021 COUNTY CLERK ARCHIVE	.00	21,370.00	.00	.00
2021 DISTRICT CLERK TECH FUND	.00	990.00	.00	.00
2021 STATE FEES FUND	.00	.00	.00	.00
2021 HOMELAND SECURITY GRANT	.00	.00	.00	.00

FUND NAME	***** MONTH TO DATE ***** REVENUES	***** YEAR TO DATE ***** REVENUES	***** MONTH TO DATE ***** EXPENSES	***** YEAR TO DATE ***** EXPENSES
2021 COUNTY CLERK R&M FUND	.00	23,182.20	.00	16,614.04
2021 DISTRICT CLERK R&M FUND	.00	1,155.97	.00	3,000.00
2021 DISTRICT ATTORNEY FUND	.00	.00	.00	.00
2021 COUNTY ATTORNEY FUND	.00	159.90	.00	.00
2021 DISTRICT CLK REC PRESERV FUND	.00	1,520.00	.00	.00
2021 VEHICLE INVENTORY TAX ACCOUNT	.00	944.27	.00	1,525.27
2021 FAMILY AND PROTECTIVE SERVICES	.00	.00	.00	.00
2021 CORONA VIRUS RELIEF	.00	.00	.00	66,112.73
2021 SHERIFF SEIZED ACCOUNT	.00	.00	.00	.00
2021 DISTRICT ATTORNEY SEIZED ACCT	.00	.00	.00	.00
2021 DIST ATTY DRUG FORFEITURE FUND	.00	1,347.09	166.00	43,137.02
2021 SHERIFF FORFEITURE FUND	.00	50.64	.00	330.00
2021 CAPITAL MURDER FUND	.00	12,000.00	.00	.00
2021 STATE CRIMINAL ALIEN ASST PROG	.00	.00	.00	.00
2021 SHERIFF COMMISSARY FUND	.00	40,000.00	.00	31,985.98
2021 2017 VEST GRANT	.00	.00	.00	.00
2021 TITUS COUNTY 2019 BOND I&S	.00	.00	.00	.00
2021 2017 I&S	.00	.00	.00	.00
2021 2004 ROW I&S/2011 SERIES	.00	.00	.00	.00
2021 TITUS COUNTY DEBT SERVICE FUND	.00	5,423,506.72	.00	8,335,494.75
2021 TITUS COUNTY 2012 "B" BOND I&S	.00	.00	.00	.00
2021 2007 LOOP BOND	.00	.00	.00	.00
2021 TITUS COUNTY 2009 BOND I&S	.00	.00	.00	.00
2021 2016 I&S	.00	.00	.00	.00
2021 FEMA PREC. #1 2015-2016	.00	.00	.00	.00
2021 FEMA PRECINCT #2 2015-2016	.00	.00	.00	.00

FUND NAME	***** MONTH TO DATE ***** REVENUES	***** MONTH TO DATE ***** EXPENSES	***** YEAR TO DATE ***** REVENUES	***** YEAR TO DATE ***** EXPENSES
2021 TITUS COUNTY BELL TOWER FUND	.00	.00	.00	.00
2021 2004 RIGHT OF WAY	.00	.00	12,187.82	.00
2021 LOOP CONSTRUCTION FUND	.00	.00	.00	.00
2021 FEMA PREC. #3 2015-2016	.00	.00	.00	.00
2021 FEMA PREC. #4 2015-2016	.00	.00	.00	.00
2021 PREC #3 CERTIZ GRANT	.00	.00	.00	.00
2021 COMMISSARY STORE	.00	.00	35,255.22	40,000.00
2021 ELECTION FUND	.00	.00	154,542.41	82,443.98
2021 MAINTENANCE BLDG FUND	.00	183.69	225,938.07	71,226.53
2021 INSURANCE FUND	.00	.00	654,064.44	1,379,176.93
2021 DISTRICT CLERK AGENCY FUND	.00	.00	.00	.00
2021 COUNTY CLERK AGENCY FUND	.00	.00	.00	.00
2021 BAIL BOND BOARD ACCOUNT	.00	.00	.00	.00
2021 GENERAL FIXED ASSETS	.00	.00	.00	.00
2021 GENERAL L/T DEBT ACCOUNT GROUP	.00	.00	.00	.00
TOTAL	.00	52,268.31	17,230,023.77	15,894,696.47

TITUS COUNTY
TRIAL BALANCE SHEET
SUMMARY TOTALS BY FUND FOR MARCH

	TOTAL ASSETS	TOTAL LIABILITIES	TOTAL FUND BALANCE	TOTAL REVENUE	TOTAL EXPENDITURES	TOTAL FUND EQUITY	TOTAL LIABILITIES AND FUND BALANCE
010 - GENERAL COUNTY FUND	14,102,422.23	4,772,281.03-	5,859,985.25-	8,034,397.64-	4,564,241.69	9,330,141.20-	14,102,422.23-
014 - JUSTICE COURTHOUSE SECURITY	13,578.07	.00	13,508.15-	69.92-	.00	13,578.07-	13,578.07-
016 - SECURITY FEES FUND	8,815.79	.00	15,834.19-	3,123.60-	10,142.00	8,815.79-	8,815.79-
017 - JURY FUND	232,838.37	14,071.00-	94,466.56-	178,055.40-	53,754.59	218,767.37-	232,838.37-
018 - LAW LIBRARY FUND	18,954.76	215.00-	9,212.76-	16,445.00-	6,918.00	18,739.76-	18,954.76-
019 - SPECIAL PROJECT ROAD & BRIDGE	.00	.00	56,002.90-	.00	56,002.90	.00	.00
020 - ROAD & BRIDGE FUND	.00	.00	.00	.00	.00	.00	.00
021 - ROAD & BRIDGE #1 FUND	542,012.10	39,650.00-	95,191.12-	594,754.17-	187,583.19	502,362.10-	542,012.10-
022 - ROAD & BRIDGE #2 FUND	456,219.75	40,366.00-	182,446.88-	594,754.17-	361,347.30	415,853.75-	456,219.75-
023 - ROAD & BRIDGE #3 FUND	533,827.25	39,650.00-	209,729.54-	594,754.17-	310,306.46	494,177.25-	533,827.25-
024 - ROAD & BRIDGE #4 FUND	727,620.95	39,650.00-	350,977.70-	594,753.88-	257,760.63	687,970.95-	727,620.95-
025 - CHAPTER 19: FY2020	.00	.00	.00	.00	.00	.00	.00
026 - SAVNS GRANT	.00	.00	.00	1,991.27-	1,991.27	.00	.00
027 - HAVA CARES GRANT	16,517.38	28,903.04-	.00	65.52-	12,451.18	12,385.66	16,517.38-
028 - JUSTICE COURT TECHNOLOGY	35,405.66	.00	35,765.83-	111.71-	471.88	35,405.66-	35,405.66-
029 - JUSTICE COURT TECHNOLOGY-JP2	9,835.40	.00	9,759.07-	164.33-	88.00	9,835.40-	9,835.40-
030 - COUNTY & DISTRICT CRT TECH	15,604.13	.00	15,090.86-	513.27-	.00	15,604.13-	15,604.13-
031 - HAVA SECURITY FUND	56,949.02	56,831.95-	.00	173.97-	56.90	117.07-	56,949.02-

TITUS COUNTY
TRIAL BALANCE SHEET
SUMMARY TOTALS BY FUND FOR MARCH

	TOTAL ASSETS	TOTAL LIABILITIES	TOTAL FUND BALANCE	TOTAL REVENUE	TOTAL EXPENDITURES	TOTAL FUND EQUITY	TOTAL LIABILITIES AND FUND BALANCE
033 - PRETRIAL INTERVENTION FUND	18,519.00	.00	15,000.00-	3,861.00-	342.00	18,519.00-	18,519.00-
034 - PRE-TRIAL-CLASS C MISD. FUND	2,500.00	.00	.00	2,500.00-	.00	2,500.00-	2,500.00-
035 - INDIGENT DEFENSE 2011	.00	.00	.00	.00	.00	.00	.00
036 - VITAL STATISTICS	11,866.28	.00	10,737.53-	1,320.00-	191.25	11,866.28-	11,866.28-
037 - COUNTY CLERK ARCHIVE	160,944.01	.00	139,574.01-	21,370.00-	.00	160,944.01-	160,944.01-
040 - DISTRICT CLERK TECH FUND	11,576.00	.00	10,586.00-	990.00-	.00	11,576.00-	11,576.00-
041 - STATE FEES FUND	80,804.82	80,804.82-	.00	.00	.00	.00	80,804.82-
042 - HOMELAND SECURITY GRANT	.00	.00	.00	.00	.00	.00	.00
043 - COUNTY CLERK R&M FUND	196,430.65	.00	189,862.49-	23,182.20-	16,614.04	196,430.65-	196,430.65-
044 - DISTRICT CLERK R&M FUND	12,069.66	.00	13,913.69-	1,155.97-	3,000.00	12,069.66-	12,069.66-
047 - DISTRICT ATTORNEY FUND	2,057.18	.00	2,057.18-	.00	.00	2,057.18-	2,057.18-
048 - COUNTY ATTORNEY FUND	2,837.01	1,418.63-	1,258.48-	159.90-	.00	1,418.38-	2,837.01-
049 - DISTRICT CLK REC PRESERV FUND	18,734.00	.00	17,214.00-	1,520.00-	.00	18,734.00-	18,734.00-
050 - VEHICLE INVENTORY TAX ACCOUNT	14,168.58	3,379.62-	11,369.96-	944.27-	1,525.27	10,788.96-	14,168.58-
051 - FAMILY AND PROTECTIVE SERVICES	.00	.00	.00	.00	.00	.00	.00
052 - CORONA VIRUS RELIEF	48,602.46	114,715.19-	.00	.00	66,112.73	66,112.73	48,602.46-
053 - SHERIFF SEIZED ACCOUNT	22,318.20	22,318.20-	.00	.00	.00	.00	22,318.20-
054 - DISTRICT ATTORNEY SEIZED ACCT	29,837.02	29,837.02-	.00	.00	.00	.00	29,837.02-

TITUS COUNTY
TRIAL BALANCE SHEET
SUMMARY TOTALS BY FUND FOR MARCH

	TOTAL ASSETS	TOTAL LIABILITIES	TOTAL FUND BALANCE	TOTAL REVENUE	TOTAL EXPENDITURES	TOTAL FUND EQUITY	TOTAL LIABILITIES AND FUND BALANCE
055 - DIST ATTY DRUG FORFEITURE FUND	148,405.01	.00	190,194.94-	1,347.09-	43,137.02	148,405.01-	148,405.01-
056 - SHERIFF FORFEITURE FUND	19,669.12	.00	19,948.48-	50.64-	330.00	19,669.12-	19,669.12-
057 - CAPITAL MURDER FUND	84,000.00	.00	72,000.00-	12,000.00-	.00	84,000.00-	84,000.00-
058 - STATE CRIMINAL ALIEN ASST PROG	6,844.98	.00	6,844.98-	.00	.00	6,844.98-	6,844.98-
059 - SHERIFF COMMISSARY FUND	54,827.91	.00	46,813.89-	40,000.00-	31,985.98	54,827.91-	54,827.91-
060 - 2017 VEST GRANT	.00	.00	.00	.00	.00	.00	.00
062 - TITUS COUNTY 2019 BOND I&S	.00	.00	.00	.00	.00	.00	.00
063 - 2017 I&S	.00	.00	.00	.00	.00	.00	.00
064 - 2004 ROW I&S/2011 SERIES	.00	.00	.00	.00	.00	.00	.00
065 - TITUS COUNTY DEBT SERVICE FUND	2,951,338.83	296,457.00-	5,566,869.86-	5,423,506.72-	8,335,494.75	2,654,881.83-	2,951,338.83-
066 - TITUS COUNTY 2012 "B" BOND I&S	.00	.00	.00	.00	.00	.00	.00
067 - 2007 LOOP BOND	.00	.00	.00	.00	.00	.00	.00
068 - TITUS COUNTY 2009 BOND I&S	.00	.00	.00	.00	.00	.00	.00
069 - 2016 I&S	.00	.00	.00	.00	.00	.00	.00
071 - FEMA PREC. #1 2015-2016	.00	.00	.00	.00	.00	.00	.00
072 - FEMA PRECINCT #2 2015-2016	.00	.00	.00	.00	.00	.00	.00
073 - TITUS COUNTY BELL TOWER FUND	5,873.67	.00	5,873.67-	.00	.00	5,873.67-	5,873.67-
075 - 2004 RIGHT OF WAY	3,689,896.65	.00	3,677,708.83-	12,187.82-	.00	3,689,896.65-	3,689,896.65-

TITUS COUNTY
TRIAL BALANCE SHEET
SUMMARY TOTALS BY FUND FOR MARCH

TOTAL ASSETS	TOTAL LIABILITIES	TOTAL FUND BALANCE	TOTAL REVENUE	TOTAL EXPENDITURES	TOTAL FUND EQUITY	TOTAL LIABILITIES AND FUND BALANCE
076 - LOOP CONSTRUCTION FUND						
.00	.00	.00	.00	.00	.00	.00

077 - FEMA PREC. #3 2015-2016						
.00	.00	.00	.00	.00	.00	.00

078 - FEMA PREC. #4 2015-2016						
.00	.00	.00	.00	.00	.00	.00

079 - PREC #3 CERTZ GRANT						
.00	.00	.00	.00	.00	.00	.00

083 - COMMISSARY STORE						
18,150.23	.00	22,895.01-	35,255.22-	40,000.00	18,150.23-	18,150.23-

084 - ELECTION FUND						
355,128.16	416.71-	282,613.02-	154,542.41-	82,443.98	354,711.45-	355,128.16-

085 - MAINTENANCE BLDG FUND						
380,158.73	2,496.59-	222,950.60-	225,938.07-	71,226.53	377,662.14-	380,158.73-

086 - INSURANCE FUND						
446,287.90	666.34-	1,170,734.05-	654,064.44-	1,379,176.93	445,621.56-	446,287.90-

090 - DISTRICT CLERK AGENCY FUND						
964,297.50	964,297.50-	.00	.00	.00	.00	.00

091 - COUNTY CLERK AGENCY FUND						
198,440.58	198,440.58-	.00	.00	.00	.00	198,440.58-

092 - BAIL BOND BOARD ACCOUNT						
322,234.33	322,234.32-	.01-	.00	.00	.01-	322,234.33-

096 - GENERAL FIXED ASSETS						
35,021,334.30	.00	35,021,334.30-	.00	.00	.00	.00

097 - GENERAL L/T DEBT ACCOUNT GROUP						
111,860,000.00	111,860,000.00-	.00	.00	.00	.00	111,860,000.00-

098 - PAYROLL CLEARING FUND						
.00	.00	.00	.00	.00	.00	.00

GRAND TOTALS						
173,930,753.63	118,929,100.54-	53,666,325.79-	17,230,023.77-	15,894,696.47	19,980,318.79-	137,945,121.83-

2021 010 GENERAL COUNTY FUND

CHECKING ACCOUNT	CHECKING AMOUNT	TDOA ACCOUNT	TDOA AMOUNT	FUND TOTAL
MAIN				
MAIN				
MAIN	1,000.00			
MAIN	2,500.00			
MAIN				
MAIN	800.00			
MAIN				
MAIN	9,218,279.49			9,222,579.49
MAIN				
2021 014 JUSTICE COURTHOUSE SECURITY	13,578.07			13,578.07
2021 016 SECURITY FEES FUND	8,815.79			8,815.79
2021 017 JURY FUND	5,000.00			
MAIN	213,767.37			218,767.37
2021 018 LAW LIBRARY FUND	18,954.76			18,954.76

2021 019 SPECIAL PROJECT ROAD & BRIDGMAN

2021 020 ROAD & BRIDGE FUND				
2021 021 ROAD & BRIDGE #1 FUND	502,362.10			502,362.10
2021 022 ROAD & BRIDGE #2 FUND	416,569.75			416,569.75
2021 023 ROAD & BRIDGE #3 FUND	494,177.25			494,177.25
2021 024 ROAD & BRIDGE #4 FUND	687,970.95			687,970.95

2021 025 CHAPTER 19: FY2020

2021 026 SAVNS GRANT				
2021 027 HAVA CARES GRANT	16,517.38			16,517.38
2021 028 JUSTICE COURT TECHNOLOGY	35,405.66			35,405.66
2021 029 JUSTICE COURT TECHNOLOGY-JP2MAIN	9,835.40			9,835.40
2021 030 COUNTY & DISTRICT CRT TECH	15,604.13			15,604.13

2021 031 HAVA SECURITY FUND

2021 033 PRETRIAL INTERVENTION FUND	56,949.02			56,949.02
2021 034 PRE-TRIAL-CLASS C MISD. FUNDMAIN	18,519.00			18,519.00
2021 035 INDIGENT DEFENSE 2011	2,500.00			2,500.00

2021 036 VITAL STATISTICS

2021 037 COUNTY CLERK ARCHIVE	11,866.28			11,866.28
-------------------------------	-----------	--	--	-----------

	160,944.01			160,944.01
--	------------	--	--	------------

FUND NAME	CHECKING ACCOUNT	CHECKING AMOUNT	TDOA ACCOUNT	TDOA AMOUNT	FUND TOTAL
2021 040 DISTRICT CLERK TECH FUND	MAIN	11,576.00			11,576.00
2021 041 STATE FEES FUND	MAIN	80,804.82			80,804.82
2021 042 HOMELAND SECURITY GRANT	MAIN				
2021 043 COUNTY CLERK R&M FUND	MAIN	196,430.65			196,430.65
2021 044 DISTRICT CLERK R&M FUND	MAIN	12,069.66			12,069.66
2021 047 DISTRICT ATTORNEY FUND	MAIN	2,057.18			2,057.18
2021 048 COUNTY ATTORNEY FUND	MAIN	2,837.01			2,837.01
2021 049 DISTRICT CLK REC PRESERV FUNMAIN		18,734.00			18,734.00
2021 050 VEHICLE INVENTORY TAX ACCOUNVH INV TAX		14,168.58			14,168.58
2021 051 FAMILY AND PROTECTIVE SERVICMAIN					
2021 052 CORONA VIRUS RELIEF	MAIN	48,602.46			48,602.46
2021 053 SHERIFF SEIZED ACCOUNT	SO SEIZED	22,318.20			22,318.20
2021 054 DISTRICT ATTORNEY SEIZED ACCDA SEIZED		29,837.02			29,837.02
2021 055 DIST ATTY DRUG FORFEITURE FUDRUG FORF DRUG FORF		148,405.01			148,405.01
2021 056 SHERIFF FORFEITURE FUND	FORFEIT SO FORFEIT	4,500.00 15,169.12			19,669.12
2021 057 CAPITAL MURDER FUND	MAIN	84,000.00			84,000.00
2021 058 STATE CRIMINAL ALIEN ASST PRMAIN		6,844.98			6,844.98
2021 059 SHERIFF COMMISSARY FUND	MAIN	54,827.91			54,827.91
2021 060 2017 VEST GRANT	MAIN				
2021 062 TITUS COUNTY 2019 BOND I&S	19BNDI&S				
2021 063 2017 I&S	2017 I&S 2017 I&S				
2021 064 2004 ROW I&S/2011 SERIES	ROW I&S 04 ROWI&S				
2021 065 TITUS COUNTY DEBT SERVICE FU'12ABNDI&S '12ABNDI&S	FU'12ABNDI&S '12ABNDI&S	2,841,881.83			2,841,881.83
2021 066 TITUS COUNTY 2012 "B" BOND I'12BBNDI&S '12BBNDI&S	I'12BBNDI&S '12BBNDI&S				
2021 067 2007 LOOP BOND	07LB I&S				

FUND NAME	CHECKING ACCOUNT	CHECKING AMOUNT	TDOA ACCOUNT	TDOA AMOUNT	FUND TOTAL
2021 068 TITUS COUNTY 2009 BOND I&S	09 BND I&S				
	09 BNDI&S				
2021 069 2016 I&S	2016 I&S				
	2016 I&S				
2021 071 FEMA PREC. #1 2015-2016	MAIN				
2021 072 FEMA PRECINCT #2 2015-2016	MAIN				
2021 073 TITUS COUNTY BELL TOWER FUNDMAIN		5,873.67			5,873.67
2021 075 2004 RIGHT OF WAY	2004 ROW	3,689,896.65			3,689,896.65
	04 ROW				
2021 076 LOOP CONSTRUCTION FUND	LOOP				
	LOOP				
	LOOP CONST				
2021 077 FEMA PREC. #3 2015-2016	MAIN				
2021 078 FEMA PREC. #4 2015-2016	MAIN				
2021 079 PREC #3 CERTZ GRANT	MAIN				
2021 083 COMMISSARY STORE	COMM STORE	6,948.29			6,948.29
2021 084 ELECTION FUND	MAIN	185,644.19			185,644.19
2021 085 MAINTENANCE BLDG FUND	MAIN	229,905.91			229,905.91
2021 086 INSURANCE FUND	MAIN	446,287.89			446,287.90
	INS				
	INS CLAIMS	.01			
2021 090 DISTRICT CLERK AGENCY FUND	DIST CLK	35,129.47			
	DIST CLK	22,948.74			
	DIST CLK	528,137.42			
	DIST CLK	378,081.87			
2021 091 COUNTY CLERK AGENCY FUND	CNTY CLK	152,239.25			
	CNTY CLK	29,056.13			
	CNTY CLK	17,145.20			
2021 092 BAIL BOND BOARD ACCOUNT	BBB ACCT				
	BBB ACCT				
	BBB ACCT				
	BBB ACCT				
	BBB ACCT	52,619.94			
	BBB ACCT	53,284.06			
	BBB ACCT	116,216.83			
2021 096 GENERAL FIXED ASSETS					
2021 097 GENERAL L/T DEBT ACCOUNT GRO					

222,120.84

198,440.58

964,297.50

446,287.90

185,644.19

6,948.29

3,689,896.65

5,873.67

FUND NAME	CHECKING ACCOUNT	CHECKING AMOUNT	TDOA ACCOUNT	TDOA AMOUNT	FUND TOTAL
-----------	---------------------	--------------------	-----------------	----------------	---------------

2021 098 PAYROLL CLEARING FUND

PAYROLL

-----	21,456,396.37	-----	21,456,396.37	-----	21,456,396.37
-------	---------------	-------	---------------	-------	---------------

TOTAL

CHECK ACCOUNT

ACCOUNT BALANCE - MAIN	13,298,412.74
ACCOUNT BALANCE - VH INV TAX	14,168.58
ACCOUNT BALANCE - SO SEIZED	22,318.20
ACCOUNT BALANCE - DA SEIZED	29,837.02
ACCOUNT BALANCE - DRUG FORF	148,405.01
ACCOUNT BALANCE - FORFEIT	4,500.00
ACCOUNT BALANCE - SO FORFEIT	15,169.12
ACCOUNT BALANCE - '12ABNDI&S	2,841,881.83
ACCOUNT BALANCE - 2004 ROW	3,689,896.65
ACCOUNT BALANCE - COMM STORE	6,948.29
ACCOUNT BALANCE - INS CLAIMS	
ACCOUNT BALANCE - DLST CLK	964,297.50
ACCOUNT BALANCE - CNTY CLK	198,440.58
ACCOUNT BALANCE - BBB ACCT	222,120.84

TOTAL

21,456,396.37

TDOA ACCOUNT

TDOA

TOTAL

TITUS COUNTY
 MONTHLY PAYROLL EXPENDITURES
 FISCAL YEAR ENDING SEPTEMBER 2021

DATE	GROSS SALARIES	TOTAL COUNTY PAID BENEFITS	LESS HAZARD PAY	LESS HAZARD PAY CO PAID BENEFITS	LESS JUVENILE PROBATION SALARIES	LESS JUVENILE PROBATION BENEFITS	TITUS COUNTY TOTAL PAYROLL AND BENEFITS
October 8, 2021	\$227,493	\$42,694			\$9,869	\$1,867	\$258,451
October 22, 2020	\$263,901	\$166,256	\$34,380	\$6,541	\$9,869	\$7,552	\$371,715
November 5, 2020	\$229,001	\$43,344	\$570	\$107	\$9,869	\$1,867	\$259,932
November 19, 2020	\$232,570	\$159,553	\$7,230	\$1,389	\$9,869	\$7,551	\$366,084
December 3, 2020	\$231,342	\$43,989	\$11,970	\$2,308	\$9,869	\$1,867	\$249,317
December 17, 2020	\$228,978	\$156,947	\$2,010	\$391	\$9,869	\$7,551	\$366,104
December 31, 2020	\$213,746	\$41,521	\$0	\$0	\$9,869	\$1,921	\$243,477
January 14, 2021	\$225,437	\$42,976	\$0	\$0	\$9,869	\$1,873	\$256,671
January 28, 2021	\$224,982	\$157,384	\$0	\$0	\$9,869	\$7,555	\$364,942
February 11, 2021	\$227,634	\$43,367	\$0	\$0	\$9,869	\$1,873	\$259,259
February 25, 2021	\$218,378	\$158,932	\$0	\$0	\$9,869	\$7,557	\$359,884
March 11, 2021							\$0
March 25, 2021							\$0
April 8, 2021							\$0
April 22, 2021							\$0
May 6, 2021							\$0
May 20, 2021							\$0
June 3, 2021							\$0
June 17, 2021							\$0
July 1, 2021							\$0
July 15, 2021							\$0
July 29, 2021							\$0
August 12, 2021							\$0
August 26, 2021							\$0
September 9, 2021							\$0
September 23, 2021							\$0
Totals	\$2,523,462	\$1,056,963	\$56,160	\$10,836	\$108,559	\$49,034	\$3,355,836

GROSS SALARIES	TOTAL COUNTY PAID BENEFITS	LESS GROSS HAZARD PAY	LESS HAZARD PAY BENEFITS	LESS JUVENILE PROBATION SALARIES	LESS JUVENILE PROBATION BENEFITS	TITUS COUNTY TOTAL PAYROLL
----------------	----------------------------	-----------------------	--------------------------	----------------------------------	----------------------------------	----------------------------

Titus County processes salaries and benefits for Juvenile Probation and we are reimbursed for these costs.
 HAZARD PAY EXPENSES WILL BE COVERED BY GRANT